

Metallized Polyester Film Capacitor

Quality Assessment: IEC 60384-2, CECC 30 401-059

MAIN APPLICATIONS:

Blocking, bypassing, filtering and timing, high frequency coupling and decoupling of fast digital circuits. Interference suppression in low voltage applications. High pulse load. High temperature operations.

MARKING:

Manufacturer's logo/type/C-value/rated voltage/tolerance/date of manufacture

DIELECTRIC:

Polyester film

ELECTRODES:

Vacuum deposited aluminum

COATING:

Flame retardant plastic case (UL-class 94 V-0), green, epoxy resin sealed

CONSTRUCTION:

Stacked metallized polyester film

LEADS:

Tinned wire

IEC TEST CLASSIFICATION:

55/125/56, according to IEC 60068

55/100/21 (for 4.7 μ F/40 VDC)

OPERATING TEMPERATURE RANGE:

- 55°C to + 125°C

- 55°C to + 100°C (for 4.7 μ F/40 VDC)

CAPACITANCE RANGE:

1000pF to 4.7 μ F

CAPACITANCE TOLERANCES:

$\pm 20\%$ (M), $\pm 10\%$ (K), $\pm 5\%$ (J)

RATED VOLTAGES (U_R):

40 VDC, 50 VDC, 63 VDC, 100 VDC, 250 VDC

PERMISSIBLE AC VOLTAGES (RMS) UP TO 60Hz:

25 VAC, 30 VAC, 40 VAC, 63 VAC, 160 VAC

TEST VOLTAGE (ELECTRODE/ELECTRODE):

1.6 $\times U_R$ for 2 sec.

INSULATION RESISTANCE:

Measured at 100 VDC (50 VDC and 63 VDC series measured at 50 VDC) after one minute

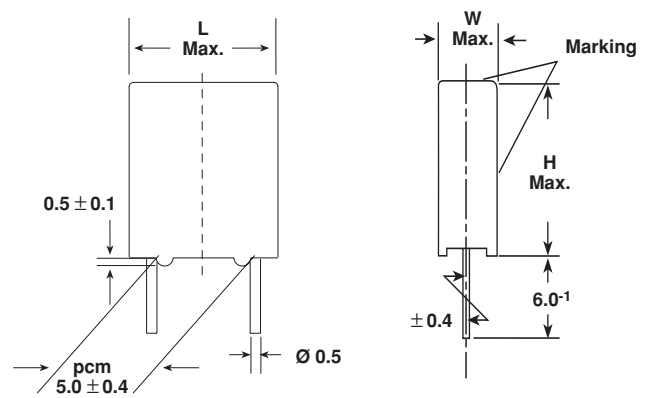
For $C \leq 0.33\mu\text{F}$ and $U_R > 100$ VDC:

30,000 M Ω minimum value (100,000 M Ω typical value)

For $C \leq 0.33\mu\text{F}$ and $U_R \leq 100$ VDC:

15,000 M Ω minimum value (100,000 M Ω typical value)

Dimensions in millimeters



TIME CONSTANT:

Measured at 100 VDC (50 VDC and 63 VDC series measured at 50 VDC, 40 VDC measured with U_R) after one minute

For $0.33\mu\text{F} < C \leq 3.3\mu\text{F}$ and $U_R \leq 100$ VDC:

5000 s minimum value (15,000 s typical value)

For $C > 3.3\mu\text{F}$ and $U_R \leq 100$ VDC:

1250 s minimum value (10,000 s typical value)

CAPACITANCE DRIFT:

Up to + 40°C, $\pm 1.5\%$ for a period of two years

DERATING FOR DC AND AC.

CATEGORY VOLTAGE U_C :

At + 85°C: $U_C = 1.0 U_R$

At + 100°C: $U_C = 0.8 U_R$

At + 125°C: $U_C = 0.5 U_R$ (maximum 1000 h)

SELF INDUCTANCE:

~ 6 nH measured with 2mm long leads

PULL TEST ON LEADS:

≥ 30 N in direction of leads according to IEC 60068-2-21

RELIABILITY:

Operational life > 300,000 h

Failure rate < 2 FIT (40°C and 0.5 $\times U_R$)

For further details, please refer to the general information provided in this catalog.

MAXIMUM PULSE RISE TIME

PCM (mm)	Maximum pulse rise time d_v/d_t [V/ μ s]				
	40 VDC	50 VDC	63 VDC	100 VDC	250 VDC
5.0	120	160	200	240	350

If the maximum pulse voltage is less than the rated voltage higher d_v/d_t values can be permitted.



DISSIPATION FACTOR TAN δ

MEASURED AT	C ≤ 0.1µF	0.1µF < C ≤ 1.0µF	C > 1.0µF
1kHz	8 x 10 ⁻³	8 x 10 ⁻³	10 x 10 ⁻³
10kHz	15 x 10 ⁻³	15 x 10 ⁻³	—
100kHz	25 x 10 ⁻³	—	—
Maximum values			

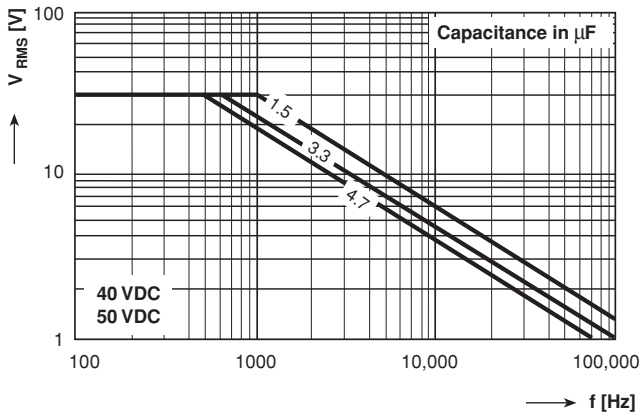
CAPACITANCE	CAPACITANCE CODE	VOLTAGE CODE 04 40 VDC/ 25 VAC			VOLTAGE CODE 05 50 VDC/ 30 VAC			VOLTAGE CODE 06 63 VDC/ 40 VAC			VOLTAGE CODE 01 100 VDC/ 63 VAC			VOLTAGE CODE 25* 250 VDC/ 160 VAC		
		W	H	L	W	H	L	W	H	L	W	H	L	W	H	L
1000 pF	- 210	—	—	—	—	—	—	—	—	—	2.5	6.5	7.2	2.5	6.5	7.2
1500 pF	- 215	—	—	—	—	—	—	—	—	—	2.5	6.5	7.2	2.5	6.5	7.2
2200 pF	- 222	—	—	—	—	—	—	—	—	—	2.5	6.5	7.2	2.5	6.5	7.2
3300 pF	- 233	—	—	—	—	—	—	—	—	—	2.5	6.5	7.2	2.5	6.5	7.2
4700 pF	- 247	—	—	—	—	—	—	—	—	—	2.5	6.5	7.2	2.5	6.5	7.2
6800 pF	- 268	—	—	—	—	—	—	—	—	—	2.5	6.5	7.2	2.5	6.5	7.2
0.01 µF	- 310	—	—	—	—	—	—	—	—	—	2.5	6.5	7.2	2.5	6.5	7.2
0.015 µF	- 315	—	—	—	—	—	—	—	—	—	2.5	6.5	7.2	2.5	6.5	7.2
0.022 µF	- 322	—	—	—	—	—	—	—	—	—	2.5	6.5	7.2	2.5	6.5	7.2
0.033 µF	- 333	—	—	—	—	—	—	—	—	—	2.5	6.5	7.2	3.0	7.5	7.2
0.047 µF	- 347	—	—	—	—	—	—	—	—	—	2.5	6.5	7.2	3.5	8.5	7.2
0.068 µF	- 368	—	—	—	—	—	—	—	—	—	2.5	6.5	7.2	4.5	9.5	7.2
0.10 µF	- 410	—	—	—	—	—	—	2.5	6.5	7.2	2.5	6.5	7.2	4.5	9.5	7.2
0.15 µF	- 415	—	—	—	—	—	—	2.5	6.5	7.2	3.0	7.5	7.2	5.5	11.5	7.2
0.22 µF	- 422	—	—	—	—	—	—	2.5	6.5	7.2	3.5	8.5	7.2	—	—	—
0.33 µF	- 433	—	—	—	—	—	—	3.0	7.5	7.2	4.5	9.5	7.2	—	—	—
0.47 µF	- 447	—	—	—	—	—	—	3.5	8.5	7.2	4.5	9.5	7.2	—	—	—
0.68 µF	- 468	—	—	—	—	—	—	4.5	9.5	7.2	5.5	11.5	7.2	—	—	—
1.0 µF	- 510	—	—	—	—	—	—	5.0	10.5	7.2	7.2	13.0	7.2	—	—	—
1.5 µF	- 515	—	—	—	5.5	11.5	7.2	—	—	—	—	—	—	—	—	—
2.2 µF	- 522	—	—	—	7.2	13.0	7.2	—	—	—	—	—	—	—	—	—
3.3 µF	- 533	—	—	—	7.2	13.0	7.2	—	—	—	—	—	—	—	—	—
4.7 µF*	- 547	7.2	13.0	7.2	—	—	—	—	—	—	—	—	—	—	—	—

Further C-values on request.
*CECC approval in preparation.

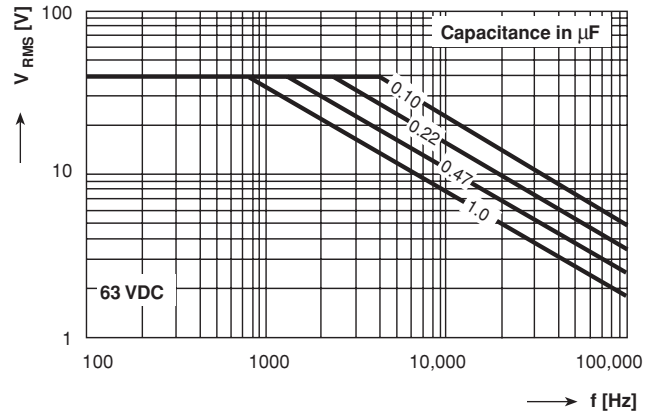
RECOMMENDED PACKAGING

LETTER CODE	TYPE OF PACKAGING	HEIGHT (H) (mm)	REEL DIAMETER (mm)	ORDERING CODE EXAMPLE	PCM 5
D	AMMO	16.5	S*	MKT 1826-533-055-D	X
G	AMMO	18.5	S*	MKT 1826-533-055-G	X
F	REEL	16.5	350	MKT 1826-533-055-F	X
W	REEL	18.5	350	MKT 1826-533-055-W	X
—	BULK	—	—	MKT 1826-533-055	X

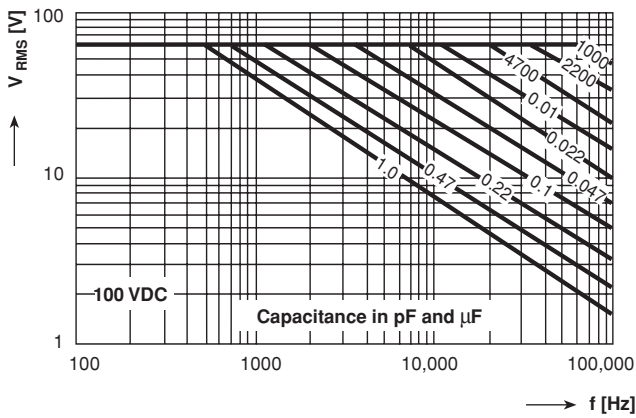
*S = box size 55 x 210 x 340mm (W x H x L).



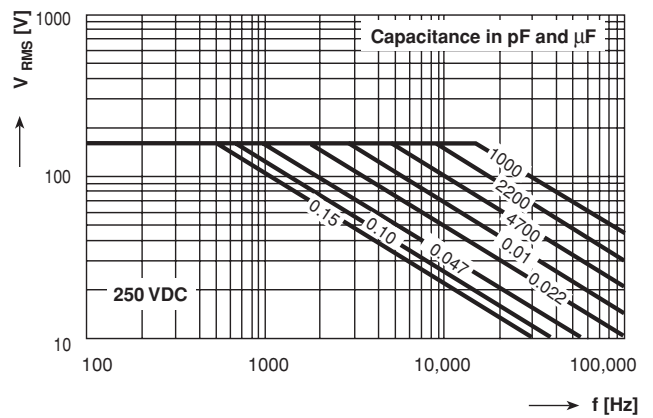
Permissible AC Voltage versus Frequency



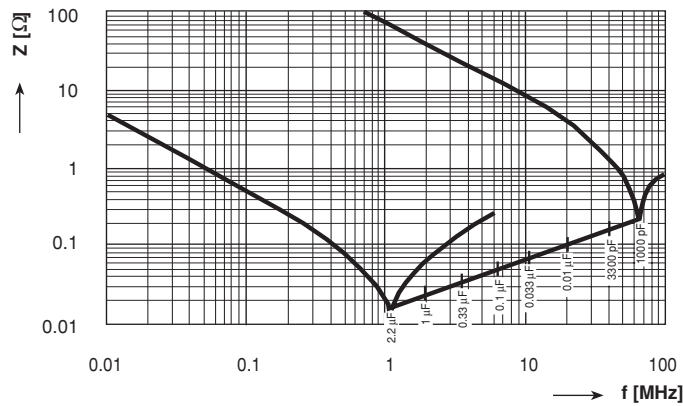
Permissible AC Voltage versus Frequency



Permissible AC Voltage versus Frequency



Permissible AC Voltage versus Frequency



Impedance versus Frequency $Z = f(f)$
(Lead length 2.0mm)

HandsOn Technology

<http://www.handsontec.com>

creativity for tomorrow's better living...

HandsOn Tech provides a multimedia and interactive platform for everyone interested in electronics. From beginner to diehard, from student to lecturer... Information, education, inspiration and entertainment. Analog and digital; practical and theoretical; software and hardware...



HandsOn Technology support Open Source Hardware(OSHW) Development Platform.

Learn : Design : Share

www.handsontec.com



www.handsontec.com



www.handsontec.com




www.handsontec.com

www.handsontec.com


Welcome to Handsontec Store



LCD+Keyboard Shield



10-Segments LED Bar Display




Ethernet Module



Arduino Uno



MicroSD Breakout Board




WiFi Module



20x4 LCD Display Module



Stepper Motor Driver



PWM Motor Speed Controller



www.handsontec.com

Breakout Board & Modules



www.handsontec.com

Integrated Circuits



www.handsontec.com

Discrete Parts



www.handsontec.com

Assembled Kits



www.handsontec.com

Connectors