




## TTP223B+ 1-Touch Capacitive Sensor Module

This module is based on capacitive touch-sensing IC TTP223B. This versatile small sensor board is configured with “Momentary High” output for easy micro-controller interfacing. This touching detection module is designed for replacing traditional mechanical button switch with diverse pad size with no wear and tear problem of mechanical switches.




**SKU: [SSR1040](#)**

### **Brief Data:**


- Operating voltage: 2.0~5.5V.
- Operating current @VDD=3V: 1.5uA, maximum 3.0uA.
- Output: Active High Momentary.
- Response time: 220mS max@ 3V.
- 2.54mm breadboard friendly header pin connector.

**Mechanical Dimension:**

Unit: mm

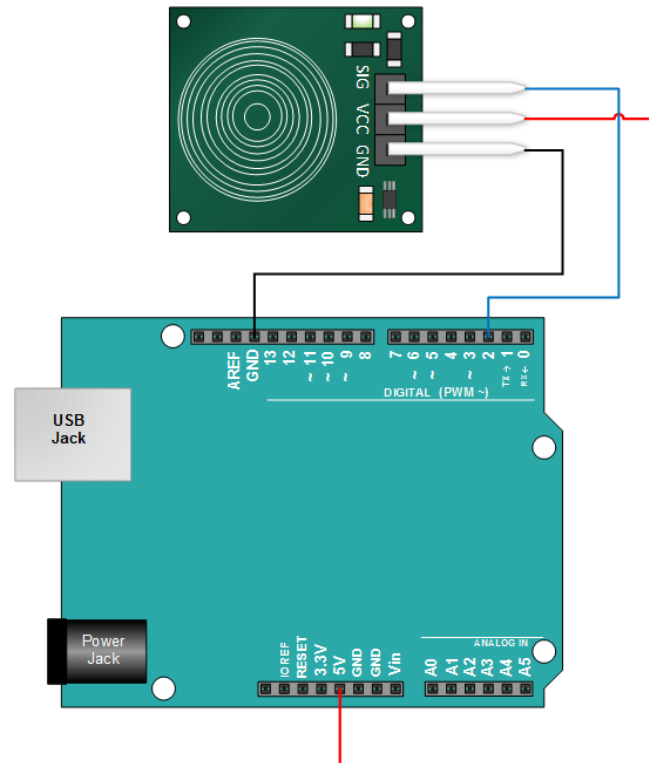


**Functional Diagram:**



## Application Example with Arduino Uno:

This is a real simple set up. You will know that you have power properly applied when the green LED is on.



Upload the below sketch to Arduino Uno Board.

```
// Handsontec Technology www.handsontec.com
// TTP223 Capacitive Touch Sensor Module Tutorial

// When Sig Output is high, touch sensor is being pressed

#define ctsPin 2 // Pin for capacitive touch sensor module

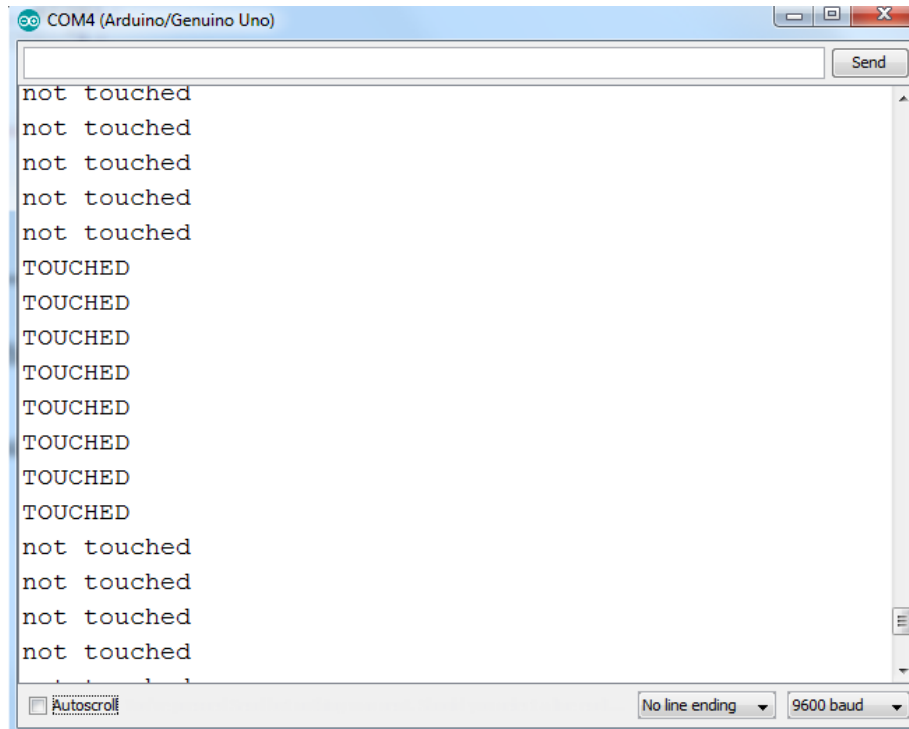
int ledPin = 13; // pin for the on-board LED indicator "L"

void setup() {
  Serial.begin(9600);
  pinMode(ledPin, OUTPUT);
  pinMode(ctsPin, INPUT);
}

void loop() {
  int ctsValue = digitalRead(ctsPin);
  if (ctsValue == HIGH){
    digitalWrite(ledPin, HIGH);
    Serial.println("TOUCHED");
  }
  else{
    digitalWrite(ledPin, LOW);
    Serial.println("not touched");
  }
  delay(500);
}
```

Once the sketch had successfully uploaded, the on-board LED indicator on the Arduino Board “L” will light up when touched.

You can also observe the touch module output status by opening the Serial Monitor:





# Handsontec.com

**We have the parts for your ideas**

---

HandsOn Technology provides a multimedia and interactive platform for everyone interested in electronics. From beginner to diehard, from student to lecturer. Information, education, inspiration and entertainment. Analog and digital, practical and theoretical; software and hardware.




open source  
hardware

HandsOn Technology support Open Source Hardware (OSHW) Development Platform.

*Learn : Design : Share*

*handsontec.com*



## The Face behind our product quality...

In a world of constant change and continuous technological development, a new or replacement product is never far away – and they all need to be tested.

Many vendors simply import and sell without checks and this cannot be the ultimate interests of anyone, particularly the customer. Every part sold on Handsontec is fully tested. So when buying from Handsontec products range, you can be confident you're getting outstanding quality and value.

We keep adding the new parts so that you can get rolling on your next project.



[www.handsontec.com](http://www.handsontec.com)

[Breakout Boards & Modules](#)



[Connectors](#)



[www.handsontec.com](http://www.handsontec.com)

[Electro-Mechanical Parts](#)



[www.handsontec.com](http://www.handsontec.com)

[Engineering Material](#)



[www.handsontec.com](http://www.handsontec.com)

[Mechanical Hardware](#)



[Electronics Components](#)

P



[www.handsontec.com](http://www.handsontec.com)

[Power Supply](#)



[Arduino Board & Shield](#)

[Tools & Accessory](#)



[www.handsontec.com](http://www.handsontec.com)

[Tools & Accessory](#)